






NIGHT GUARD CHAIRSIDE GUIDE

	PRODUCT	MATERIAL TYPE DESCRIPTION	USE INDICATORS	MATERIAL PROPERTIES	LABORATORY REQUIREMENTS	INSERTION INSTRUCTIONS	ADJUSTMENT INSTRUCTIONS
	Hard Night Guard	Heat-Cured, Hard Acrylic, Flat Plane	Provides maximum rigidity and strength. Not recommended for patients with cosmetic restorations.	FDA-accepted injection-molded acrylic utilizes a unique pressure process providing the most accurate fit. Excellent occlusal durability. Most exacting fit, but least forgiving; longer chairtime may be required. All hard acrylics have been purported to be the least comfortable to wear due to rigidity. Inflexible to minor dental changes. Bondable and repairable. NOTE: Other acrylics and monomer-free options are available upon request. Please call.	U/L accurate models. Bite registration. Recommended: to reduce chairtime, bite registration should reflect desired mandibular position and vertical opening.	No special instructions.	Check for proper dental fit, balanced occlusion and adequate retention. Adjustments may be made using a small carbide bur. Pumice and polish.
	All Thermoplastic Night Guard	Heat-Cured, Thermo-Flexible Acrylic, Flat Plane	Most comfortable acrylic splint. Easiest to seat and kind to cosmetic restorations. Ideal for cases with missing teeth or unusual draw.	This all thermo-flexible acrylic becomes flexible in hot water, but remains firm and rigid at mouth temperature. On-call flexibility allows for fastest seating time and optimum comfort. Fits even if not worn for long periods of time. Bondable and repairable. Do not soak or keep in air-tight container; appliance will become white and cloudy. To clear and maintain clarity and durability, keep in cool dry place.	U/L accurate models. Bite registration. Recommended: to reduce chairtime, bite registration should reflect desired mandibular position and vertical opening.	Run under hot tap water prior to insertion.	Check for proper dental fit, balanced occlusion and adequate retention. Adjustments may be made using a small carbide bur. Pumice and polish.
	Combo Night Guard (Hard Acrylic and Thermoplastic)	Hard Acrylic Occlusion combined with Thermoplastic Sides, Flat Plane	Premium splint providing the stability and durability of a traditional hard acrylic occlusion combined with easy seating and comfortable fit.	Best of both worlds. Excellent occlusal durability with fast, comfortable seating, utilizing on-call flexibility in hot water. Bondable and repairable.	U/L accurate models. Bite registration. Recommended: to reduce chairtime, bite registration should reflect desired mandibular position and vertical opening.	Run under hot tap water prior to insertion.	Check for proper dental fit, balanced occlusion and adequate retention. Adjustments may be made using a small carbide bur. Pumice and polish.
	Hard/Soft Night Guard*	Pressured-formed Dual Laminate EVA and Traditional Hard Acrylic Occlusal, Flat Plane	Hard outer layer with soft liner overlay-reproduction of current dental arch form with an added layer of hard acrylic to provide a flat occlusal plane.	Rigid in the mouth with soft liner on the underside. Even thickness. Contoured to replicate the archform. Flat plane added. Substructure is not bondable or repairable. Flat plane occlusal surface is bondable and repairable.	U/L accurate models. Bite registration. Recommended: to reduce chairtime, bite registration should reflect desired mandibular position and vertical opening.	No special instructions.	Check for proper dental fit. Adjustments may be made using a small carbide bur. Edges can be smoothed using a scotch-brite wheel. Pumice and polish.
	Soft Night Guard*	Pressured-formed EVA mouthguard material. Standard thickness is .3mm. Added thickness by request.	All flexible EVA mouthguard material for use in cases with sensitive or missing teeth or unusual draw. Also used for athletic mouthguards.	Soft/flexible in the mouth. Even thickness. Contoured to replicate the arch form. Not bondable or repairable.	U/L accurate models. Bite registration. Recommended: to reduce chairtime, bite registration should reflect desired mandibular position and vertical opening.	No special instructions.	Check for proper dental fit. Adjustments may be made using a small carbide bur. Edges can be smoothed using a scotch-brite wheel. Pumice and polish.

REPAIR INSTRUCTIONS ON ALL ACRYLIC NIGHT GUARD PRODUCTS: 1) For resurfacing, repairs or relines: Send appliance and NEW models to laboratory. **Reline impressions or pick up impressions are not recommended** for bite splints. 2) For bite changes: Send a new corrected bite registration or bite registration material added to the existing splint and models in good condition to the laboratory. *EVA materials cannot be repaired.

PATIENT INSTRUCTIONS ON ALL NIGHT GUARD PRODUCTS: 1) Instruct proper insertion: see Insertion Instructions. 2) Instruct proper removal: place fingers at upper or lower borders of appliance and evenly pull down on an upper appliance or evenly lift up on a lower appliance. 3) Instruct wear-time schedule per treatment plan. 4) Instruct proper care instructions: Daily - Gently wash after each use with gentle cleaner or tooth paste. Do not soak in water or cleaner or mouthwash. Monthly - Soak in a 10 parts water: 1 part bleach solution, not to exceed 10 minutes. **Do not store in water or air-tight containers. Keep away from dogs and small children.**